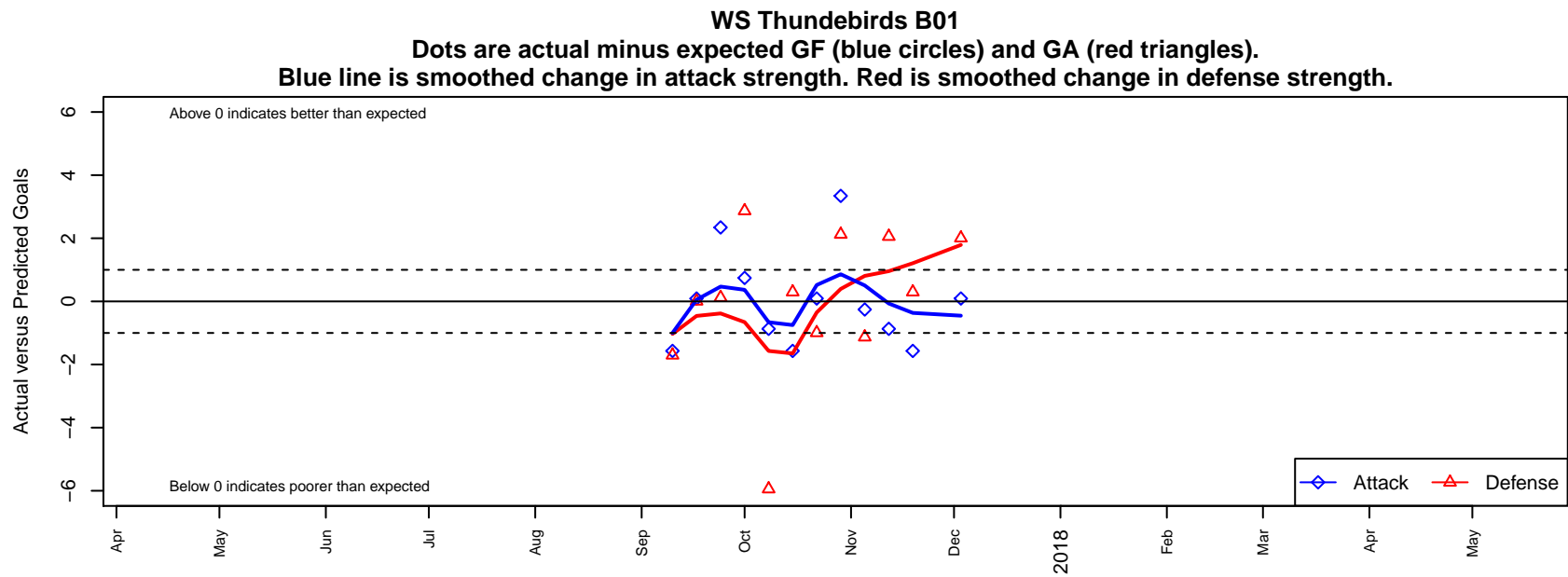


## WS Thundebirds B01

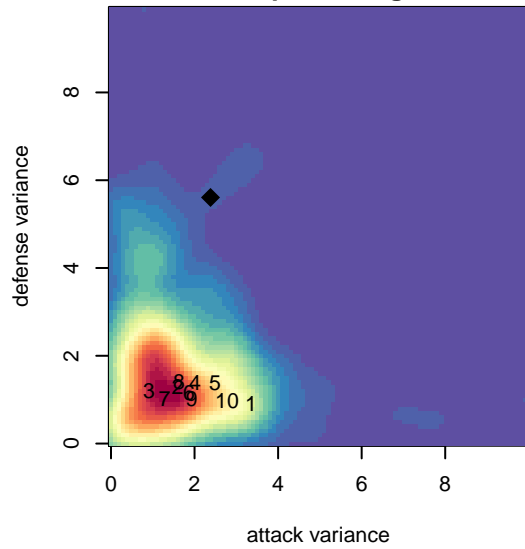
West Seattle SC  
West Seattle, WA  
B01 total strength=1223  
attack=7.22 defense=2.6  
fall league = NPSL DIVISION 3 (01) U17

alt names used:  
WS B01 Thunder

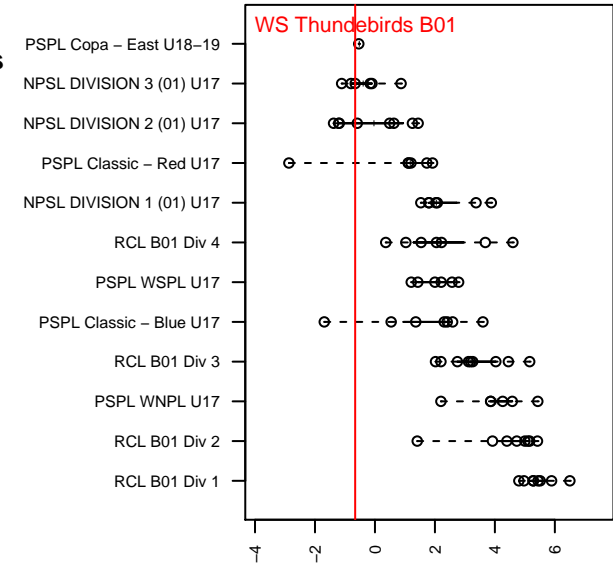
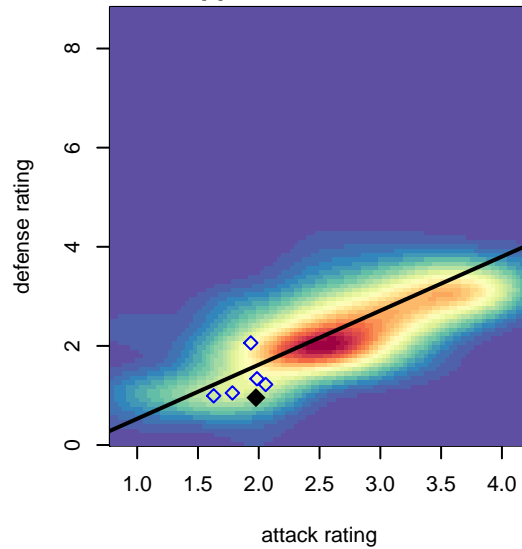
Venues played:  
2017 NPSL DIVISION 3 (01) U17



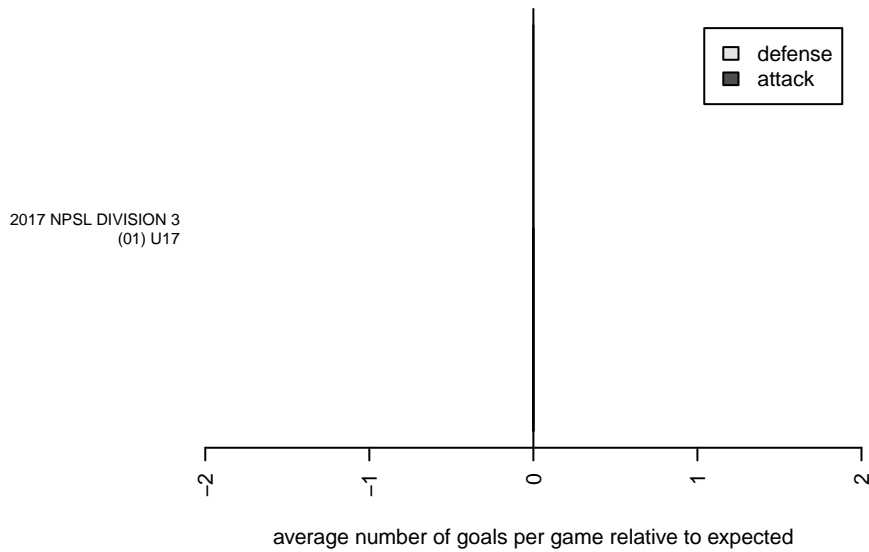
**attack and defense variance (black dot)  
relative to other teams  
and top 10 in region**



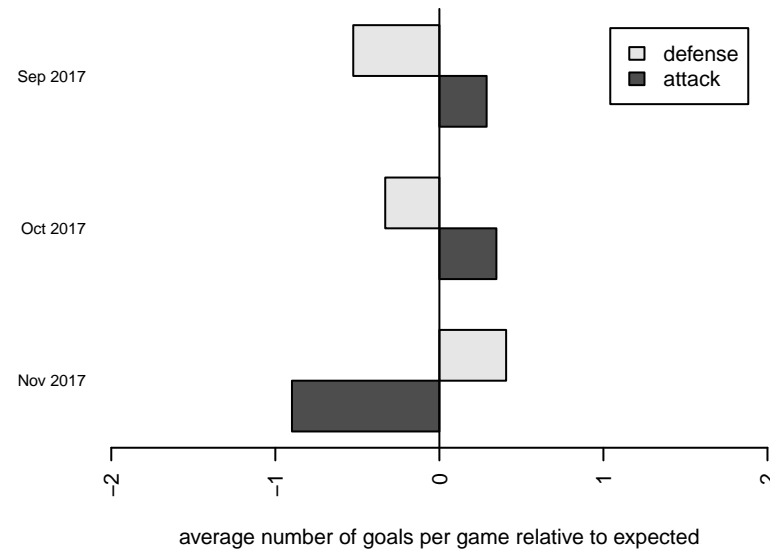
**attack and defense rating  
relative to others at age  
and all opponents in last 13 months**



**Performance relative to 13 month average**



**Performance relative to 13 month average**



<b>date</b>	<b>home</b>		<b>away</b>		<b>venue</b>	<b>pred.home</b>	<b>pred.away</b>
2017-12-03	WS Thundebirds B01	2	NSC White B01	1	2017 NPSL DIVISION 3 (01) U17	1.91	3.01
2017-11-19	Crossfire Select Perry B01	2	WS Thundebirds B01	1	2017 NPSL DIVISION 3 (01) U17	2.30	2.57
2017-11-12	FME Xtreme B01	1	WS Thundebirds B01	0	2017 NPSL DIVISION 3 (01) U17	3.06	0.87
2017-11-05	NWSC Deception FC B01	4	WS Thundebirds B01	2	2017 NPSL DIVISION 3 (01) U17	2.87	2.26
2017-10-29	WS Thundebirds B01	6	IFC Red B01	0	2017 NPSL DIVISION 3 (01) U17	2.66	2.12
2017-10-22	NSC White B01	4	WS Thundebirds B01	2	2017 NPSL DIVISION 3 (01) U17	3.01	1.91
2017-10-15	WS Thundebirds B01	1	Crossfire Select Perry B01	2	2017 NPSL DIVISION 3 (01) U17	2.57	2.30
2017-10-08	WS Thundebirds B01	0	FME Xtreme B01	9	2017 NPSL DIVISION 3 (01) U17	0.87	3.06
2017-10-01	WS Thundebirds B01	3	NWSC Deception FC B01	0	2017 NPSL DIVISION 3 (01) U17	2.26	2.87
2017-09-24	IFC Red B01	2	WS Thundebirds B01	5	2017 NPSL DIVISION 3 (01) U17	2.12	2.66
2017-09-17	WS Thundebirds B01	2	NSC White B01	3	2017 NPSL DIVISION 3 (01) U17	1.91	3.01
2017-09-10	Crossfire Select Perry B01	4	WS Thundebirds B01	1	2017 NPSL DIVISION 3 (01) U17	2.30	2.57